





The 35mm SLR Photo

SourceBook

Section 1

35mm SLR and Rangefinder Cameras

Beattie	8-9
Canon	10-47
Hasselblad.....	48-50
Noblex.....	51
Kenko	52-53
Leica.....	54-75
Konica Minolta	76-93
Nikon	94-137
Pentax	138-151
Phoenix.....	152-155
Sigma	156-170
Rollei	171
Tamron.....	172-177
Tokina	178-181
Vivitar	182-185
Voigtlander	186-193

NIKON

F100

35mm SLR Autofocus Camera

For generations, Nikon cameras have allowed professional photographers to achieve maximum performance day-in and day-out. Performance they can count on, shot after shot. Designed to provide professional photographers with everything they need — in the studio and on assignment—the compact and rugged F100 delivers. It makes precise, responsive Dynamic Autofocus so fast, that images literally snap into focus. It also works perfectly with every AF Nikkor lens, AF-S Nikkor, AI-S Nikkor and more.

It features Nikon's 3D Matrix Metering while Nikon's automatic balanced fill-flash system is uncanny at showing up that touch of extra light for perfect exposures and cover page pictures. For extra dependability, the chassis, top, bottom and front covers, and selected parts are constructed of rugged yet lightweight magnesium alloy metal. Last, 22 custom settings and a host of accessories make the F100 a clear choice in 35mm systems.



The heart of the F100's AF system is the Multi-CAM AF module. Creatively aligned Wide-Cross Array Sensor design makes autofocus operation fast, whether you hold the camera horizontally or vertically. For creative composition, especially for action photography, you can choose any of the F100's AF sensors as a primary sensor; so you're never locked into using just the center sensor for a first AF reading.

Three Metering Systems

10-segment 3D Matrix Metering:

10-segment 3D Matrix Metering provides intelligent image analysis. In addition to reading brightness, the system analyzes the 'atmosphere' of a scene by taking the entire image into account. It achieves this by comparing the exposure information of the more than 35,000 scenes in the camera's database with a complex array of actual scene conditions, including brightness, contrast, subject-to-camera distance and the selected focus area. Use of a database distinguishes this meter from typical multi-segment meters.

Center-Weighted Metering:

The meter concentrates 75% of its sensitivity on the 12mm-diameter circle while feathering the rest out to the edges, resulting in excellent overall balance. Ideal for shooting portraits or other center-dominant subjects.

Spot Metering:

When you need pinpoint precision, Spot Metering reads a 4mm-diameter area (1% of the image area). The sensing area also adjusts to correspond to the manually selected focus area for optimal individual control.

Dynamic Autofocus

Nikon's exclusive Dynamic Autofocus gives you the ability to capture the key moments, the exciting action shots that make the image special. Dynamic AF automatically follows moving objects as they cross the frame and move along five strategically placed focus areas. Should your subject move off the selected area, accurate autofocus is ensured by Nikon's Lock-On feature.

- ◆ Nikon's AF system simultaneously detects focus and drives the lens. The result is extremely precise focusing that operates smoothly and quickly frame after frame, for every frame.
- ◆ Focus tracking is automatically activated when your subject starts to move, regardless of direction, and it operates at framing rates up to 4.5 fps (frames per second). Using the optional MB-15 Multi-Power High-Speed Battery Pack, the F100 achieves speeds up to 5 fps. If the main subject wanders off the AF sensor area during focus tracking operation, or if something momentarily blocks the sensor's view, Lock-On is automatically activated and the F100 continues to track the subject, maintaining sharp focus.
- ◆ The F100 comes standard with Nikon's B-type BriteView screen. You can also choose the optional E-type screen, which also functions with the F100's built-in red LED projected display that highlights the focus detection areas.
- ◆ For maximum versatility, the F100 offers two AF modes. Single Servo AF with focus priority (AF-S) won't release the shutter until complete, sharp focus is achieved. Continuous Servo AF with release priority (AF-C) lets you release the shutter whenever you're ready. Simply press the Focus Area Selector Pad to quickly select or change a focus area.
- ◆ Manual focusing the F100 is a smooth, precise operation. It uses no battery power, so it's ideal for extending battery life in power-draining conditions. The F100's versatile electronic rangefinder simplifies manual focusing when used with lenses having a maximum aperture of $f/5.6$ or faster—all of Nikon's AF Nikkor lenses.



Four Exposure Modes

- ◆ Program Auto Exposure mode works with the 3D Matrix Metering to provide the quickest, simplest, most-advanced exposure control. Flexible Program automatically changes shutter speed and aperture combinations. When you don't have time to make decisions about exposure, Programmed Auto Exposure takes over.
- ◆ Aperture-Priority mode is ideal when you want to explore the uses of depth-of-field. For shooting portraits or other scenes where you want a shallow depth-of-field, try larger apertures. For more depth sharpness, as in scenic photography, use smaller apertures.



- ◆ Use Shutter-Priority mode when you want to select shutter speeds manually in 1/3 EV steps—great for stopping action in its tracks or blurring movement for creative effect. The F100 automatically selects the correct aperture in 1/3 EV increments to match the selected shutter speed. You can also customize exposure settings in 1/3, 1/2 or 1 EV steps.



- ◆ Manual mode provides complete control over exposure. Choose both the shutter speed and aperture using the F100's built-in meters as guides for optimal exposure. The electronic analog exposure display appears in the viewfinder and top deck LCD panel. This shows the exposure deviation from the metered value.

Total Exposure Control

Exposure Compensation

To experiment with varying degrees of brightness for an image, you can compensate exposure up to ± 5 EV in 1/3 EV increments. Or you can perform exposure bracketing of two or three frames in 1/3 to 1 EV steps with all exposure modes including Manual. You can select bracketing with over-exposure or under-exposure only, too. For flash photography, the flash output level also varies. Custom Setting allows bracketing for either background exposure or flash exposure for flash photography.

Multiple Exposure

Set the film advance to multiple exposure to take several exposures on the same frame while the F100 automatically compensates for the density of the image. Explore your creative options by taking as many shots on a frame as you like. (Custom settings enable continuous multiple exposures).

AE-L

(Auto Exposure Lock)

The F100 can memorize the metered exposure value with focus lock. Use AE-L when you want to change the composition or emphasize a specific part of the picture with center-weighted or spot metering in any automatic exposure mode. Can also be used without activating focus lock (using custom settings).

All-Mode Depth-of-field Preview

When using an AF Nikkor or AI-type Nikkor lens, the viewfinder image is set to maximum aperture. Pressing the depth-of-field preview button stops the lens down electrically to the aperture set in any exposure mode. This lets you examine the zone of sharpest focus before shooting. Custom Settings allow changes of $\pm 1/2$ or 1 EV steps.

Multiple Power Sources

- ◆ The F100 is powered by 4 AA-type alkaline or lithium batteries. The optional MS-13 Battery Holder allows the camera to operate with two CR-123A lithium batteries, while the MS-12 holds 2 AA batteries. The optional MB-15 Power Pack accepts 6AA alkaline or lithium batteries as well as the MN-15 NiMH Battery Unit.

Intuitive Operation

- ◆ The F100 has two Command Dials and a focus area selector to give you access to most features. Lock selected controls to prevent inadvertent switching. All controls are easy to operate and logically positioned for fast, easy operation.
- ◆ 22 Custom Settings enables you to choose among customized combinations of various functions/modes and two Command Dials provide access to more versatile functions. Settings allow you bypass the F100's defaults and create your own combination of settings. Change bracketing order, Command Dial functions, AE-L/AF-L button function, self-timer duration and more.

Rugged Construction

- ◆ The F100's front body and top and bottom covers are made of rugged, armor-like magnesium alloy that provides the rigidity and strength needed to maintain precise alignment. Critical surface areas are covered with tough rubber surfaces textured to provide a secure grip and buffer against impact and harsh environments.
- ◆ Durable shutter (passed Nikon's 100,000 cycle test) and strategically placed O-rings guard against moisture and dust.
- ◆ Quick-return mirror is specially designed to help reduce mirror bounce and vibration. Coreless motors and gears are configured in a floating-type design for quiet operation. With rubber-armored, shock-absorbing construction, these motors work to minimize internal vibration.

NIKON

F100



Main-Command Dial



Sub-Command Dial



AE-L/AF-L Button



AF Start Button



Sync Terminal



Diopter Adjustment



AF Area Mode Selector

Main-Command Dial: Use this to select the shutter speed when using Shutter-Priority or Manual, or to access Flexible Program and a range of other camera settings.

Sub-Command Dial: Allows you to select aperture with Aperture-Priority or Manual. Custom Setting #12 let you switch the functions of the two Command Dials.

AE-L/AF-L Button: Simultaneously locks both exposure and focus. Use Custom Setting #21 when you want to lock exposure or focus only.

AF Start Button: You can activate AF operation by pressing this button or the shutter release button. This button works full time, so there's no need to use a Custom Setting to activate it.

Sync Terminal: Accepts all standard PC-type plug-in flash sync cords.

Diopter Adjustment: Enables near- or farsighted photographers to adjust the eyepiece diopter from -3 to +1.

AF Area Mode Selector: Lets you choose Dynamic AF or Single Area AF mode.

Intelligent Flash System

Nikon's Automatic Balanced Fill-Flash system works perfectly with Dynamic AF and 3D Matrix Metering in terms of importance. In fact, Nikon's Fill-Flash system works perfectly with all F100 exposure modes, exposure compensation techniques, and exposure bracketing as well. It works realtime under demanding conditions for action photography, in super-bright light and dim light of dawn and dusk.

- ◆ 3D Multi-Sensor Balanced Fill-Flash works with the camera's meters, and each of the exposure control modes. With a 5-segment TTL multi-sensor, the F100 delivers sophisticated exposure control under any conditions. It precisely monitors flash output using a segmentation pattern that conforms to the classic rules of composition. The five segments enable optimum exposure control, even after the composition has changed and the subject is no longer at the original focus sensor point. Nikon's 5-segment sensor covers the entire frame, providing better flash exposure for a wider range of compositions.
- ◆ For flash photos at slower shutter speeds, Slow Sync balances the exposure of background and foreground subjects. Slow Sync extends the automatic shutter speed to the full range of available shutter speeds from 1/250 to 30 seconds.
- ◆ The F100 offers a top TTL flash sync speed of 1/250 second for automatic balanced fill-flash even with the fastest moving subjects—and sharp images with longer lenses. A wider choice of apertures offers more creative control, and lets you shoot over a wider range of ambient light conditions.
- ◆ Rear-Curtain Sync produces a stream of ambient light behind the flash illuminated subject—especially effective when slow shutter speeds are used.
- ◆ FP High-Speed sync up to 1/4000 second means you can make fill-flash pictures even in bright daylight, and still maintain wide aperture settings for expanded control of depth of field.
- ◆ Before the shutter is released, Nikon's red-eye reduction lamp (on most Speedlights) lights up to reduce red-eye. This mode can be used with Slow Sync.

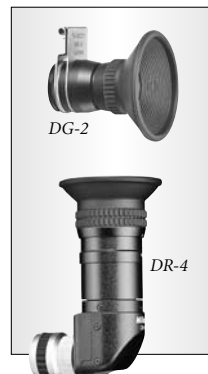
Optional Finder Accessories

DG-2 Eyepiece Magnifier (NIDG2): Provides 2x magnification of the central portion of the finder image (needs DK-7). Eyesight adjustment provided. Useful for critical focusing in close-up photography.....**59.95**

DK-7 Eyepiece Adapter (NIDK7): Lets you attach the DG-2 to the F100's finder eyepiece.....**9.95**

DK-6 Rubber Eyecup (NIDK6): Prevents stray light from entering the viewfinder from the rear and allows eyeglass wearers to use the F100 without fear of scratching their glasses.....**9.95**

DK-4 Right-Angle Viewing Attachment (NIDR4): A right angle adapter, the DR-4 provides 100% viewfinder coverage from a convenient 90° angle to facilitate low-level viewing. Diopter adjusts from +4 to -4.....**129.95**



Eyepiece Correction Lenses: Nine optional eyepiece correction lenses from -5 to +3 allow you to adjust the diopter beyond its standard range. See page 140 for ordering info.....**16.95 ea.**

DK-15 Anti-Fog Eyepiece Adapter (NIDK15): This eyepiece features a transparent plastic plate with special surface coating which reduces fogging on the eyepiece.....**18.95**

DR-4 Right-Angle Viewing Attachment (NIDR4): A right angle adapter, the DR-4 provides 100% viewfinder coverage from a convenient 90° angle to facilitate low-level viewing. Diopter adjusts from +4 to -4.....**129.95**

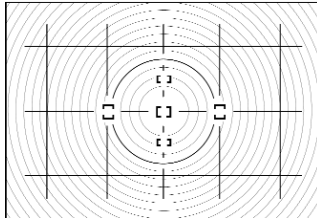


ONE HOUR FREE PARKING
AT 349 W. 34th STREET (with purchase of \$100 or more)

Versatile Accessories

E-type (Clear Matte/Fresnel with Grid) Focusing Screen (NIFSEF100)

Etched horizontal and vertical lines added to B-type screen, the E-type screen is suitable for copying and architectural photography. Especially for use with PC-Nikkor lens27.95




MS-13 Battery Holder (NIMS13)

Allows the F100 to operate on the power of two 3v CR-123A lithium batteries, which are lighter than the standard 4 AA alkaline batteries. The lithium batteries also offer better battery performance in low temperatures.....29.95

MB-15 Multi-Power High Speed Battery Pack (NIMB15)

The ergonomically designed MB-15 provides an alternative shutter release button, an AF start button and command dials that make shooting vertical-format pictures much more comfortable. It runs on either 6 AA alkaline or lithium batteries, or with the MN-15 NiMH battery. The MB-15 boosts film advance speed from 4.5 to 5.0 fps —regardless of the type of batteries used.....154.95



MN-15 NiMH Rechargeable Battery (NIMN15)

Exclusively designed for use with the MB-15 Multi-Power High Speed Battery Pack, the MN-15 is a NiMH rechargeable battery for convenience and improved power and speed capability up to 5 frames per second. It can be recharged approx. 500 times using the MH-15 Quick Charger109.95



MH-15 Battery Charger (NIMH15)

The MH-15 Ni-MH Battery Charger recharges a fully discharged MN-15 NiMH Battery in approximately 70 minutes249.95



MF-29 Data Back (NIMF29)


Imprints selected date and time information within frame; your choice of Year/Month/Day, Month/Day/Year, Day/Hour/Minute - or no imprintIMP. 119.95 /USA 139.95




Manual ISO Speed Setting



10-Pin Remote Terminal



Two-Button Reset



Depth-of-Field Preview



Focus Area Selector



Camera Back Lock Release



Top Deck LCD Panel

Manual ISO Film Speed Setting: You can select the film speed manually from ISO 6 to 6400 in 1/3 steps. The LCD shows you the setting. DX automatic operation is also available.

10-Pin Remote Terminal: Accepts Remote Cord MC-20 or MC-30 and other accessories.

Two-Button Reset: When you press the Exposure Mode and Custom Setting Menu buttons simultaneously for over two seconds, this returns all the F100's settings to its default settings except any Custom Settings that have been chosen.

Depth-of-field Preview Button: Lets you examine the zone of sharpest focus before shooting.

Focus Area Selector: Lets you select focus area. A lock lever is provided.

Camera Back Lock Release: Easy to operate and reach even when the flash bracket is attached.

Top Deck LCD Panel: Easy-to-see LCD gives you at-a-glance access to vital information. It can be illuminated for viewing in dim light.

NIKON

F100

CF-57 Semi Soft Case (NICF57): For F100 with the 28-105mm f/3-4.5D as well as all lenses which are both shorter (up to 3.6") and narrower (up to 2.9")**39.95**

CF-58 Semi Soft Case (NICF58): For F100 with the 70-300mm f/4-5.6D ED as well as lenses which are both shorter (up to 4.9") and narrower (up to 2.9")**44.95**

Getting the Most from Your Nikon F100 - Instructional Video Tape (NIVTF100): Hosted by National Geographic's Bob Krist, "Getting the Most from Your Nikon F100" covers both the fundamentals and advanced features of the camera. Join Krist on location as he explains the F100's Dynamic Autofocus operation, as well as exposure modes, flash, focus tracking and other features. Learn Krist's approach to each picture and his flair for photo composition. 60 minutes**24.95**



F100 Body (NIF100):

Includes Slip-on body cap, DK-8 Eyepiece Shield and MS-12 AA battery holder**899.95*/949.95**

Optional Eyepiece Correction Lenses for the F100

0 Diopter	Eyepiece correction lens	(NID08008)	16.95
+0.5 Diopter	Eyepiece correction lens	(NIDP58008)	16.95
+1.0 Diopter	Eyepiece correction lens	(NIDP18008)	16.95
+2.0 Diopter	Eyepiece correction lens	(NIDP28008)	16.95
+3.0 Diopter	Eyepiece correction lens	(NIDP38008)	16.95
-2.0 Diopter	Eyepiece correction lens	(NIDM28008)	16.95
-3.0 Diopter	Eyepiece correction lens	(NIDM38008)	16.95
-4.0 Diopter	Eyepiece correction lens	(NIDM48008)	16.95
-5.0 Diopter	Eyepiece correction lens	(NIDM58008)	16.95

F100 Specifications

- Exposure modes: Programmed Auto (Flexible Program possible); Shutter-Priority Auto; Aperture-Priority Auto; Manual
- Viewfinder: Fixed eye-level pentaprism, built-in diopter adjustment (-3 to +1 DP), approx 96% coverage
- Focusing screen: B-type BriteView clear Matte screen III, interchangeable with optional E-type screen with grid
- AF Servo: Single Servo AF (S), Continuous Servo AF (C), Manual focus (M); Focus Tracking with Lock-On automatically activated in subject's status in Single Servo AF (S) or Continuous Servo AF (C)
- Focus area: One of five focus areas can be selected
- AF Area mode: Single Area AF and Dynamic AF (Dynamic AF Mode with Closest Subject Priority is available)
- Focus lock: Focus is locked by pressing Focus-Lock button or lightly pressing shutter release button in Single Servo AF
- Three selectable TTL full-aperture exposure metering systems: 10 segment, 3D Matrix Metering, Center-Weighted Metering (75% of the meter's sensitivity concentrated on the 12mm dia. circle) and Spot Metering (4mm dia. circle, approx. 1% of entire frame)
- Exposure compensation: ±5 EV range, in 1/3 steps
- Auto exposure lock: Detected exposure value locked by pressing AE-L button
- Auto exposure/flash: Exposure Bracketing Number of shots two or three; compensation steps: 1/3, 1/2, 2/3 or 1 steps
- Shutter speeds: In P, A: 30 to 1/8000 sec.; In S: 30 to 1/8000 sec. (in 1/3 steps); In M: 30 to 1/8000 sec. (in 1/3 steps), Bulb
- Film speed setting: DX (ISO 25-5000) or manual 6-6400 in 1/3 steps
- Flash control: Controlled by five-segment TTL Multi-Sensor; Automatic Balanced Fill-Flash with TTL Multi-Sensor, Multi-Sensor Balanced Fill-Flash, Standard TTL, Non-TTL Auto, Manual, FP Sync
- Flash sync mode: 1/250 sync, Front-Curtain Sync (normal sync), Red-Eye Reduction, Red-Eye Reduction with Slow Sync, Rear-Curtain Sync
- Self-timer: Electronically controlled; timer duration: 10 sec.
- Depth-of-field preview button: Stop-down lens aperture in all modes by pressing depth-of-field button
- Film advance speed: (with Continuous Servo AF, Manual exposure mode, shutter speed 1/250 sec. or faster, 36-exposure film) S: One frame advance, C: Continuous shooting; Approx. 4.5 fps (AA-type alkaline batteries); Approx. 5 fps (with Multi-Power High Speed Battery Pack MB-15), CS: Continuous silent-low-speed shooting; Approx. 3 fps (AA-type alkaline batteries); Approx. 3 fps (with Multi-Power High Speed Battery Pack MB-15)
- Film rewind: Automatic rewind of 36-exp. film in 9 (C) or 19 sec (CS)
- Multiple exposure: Activated using film advance mode dial 10-pin remote terminal Equipped
- Power source: AA-type battery holder MS-12 provided (four alkaline or lithium batteries); optional 3v lithium battery holder MS-13 (two CR123A); optional Multi-Power High Speed Battery Pack MB-15 (six alkaline or lithium batteries, or optional MN-15 Ni-MH battery)
- Measures 155 x 113 x 66mm (WxHxD), weighs 785g

